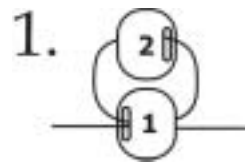
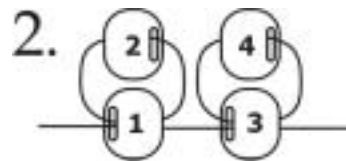


Flat square stitch

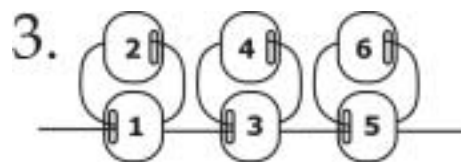
Leave the thread on the spindle, string two beads and pass the needle through the bead 1, as shown in Picture 1.



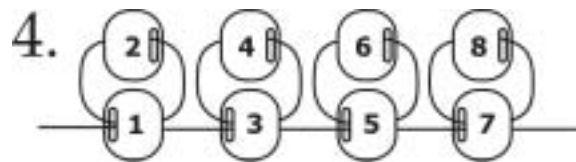
String two beads 3, 4, and pass the needle through the bead 3, as shown in Picture 2.



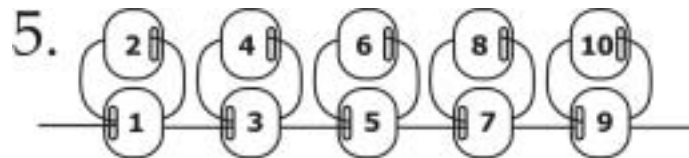
String two beads 5, 6, and pass the needle through the bead 5, as shown in Picture 3.



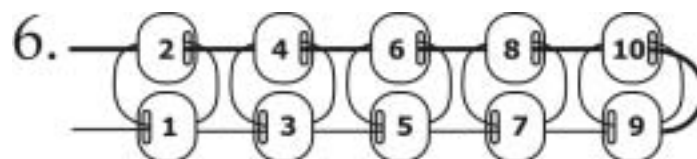
String two beads 7, 8, and pass the needle through the bead 7, as shown in Picture 4.



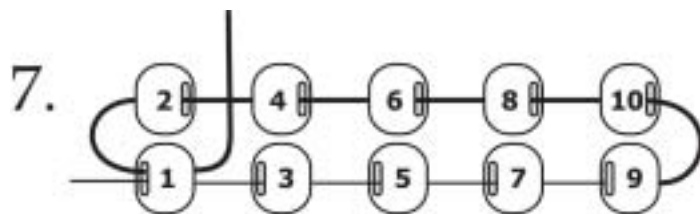
String two beads 9, 10, and pass the needle through the bead 9, as shown in Picture 5.



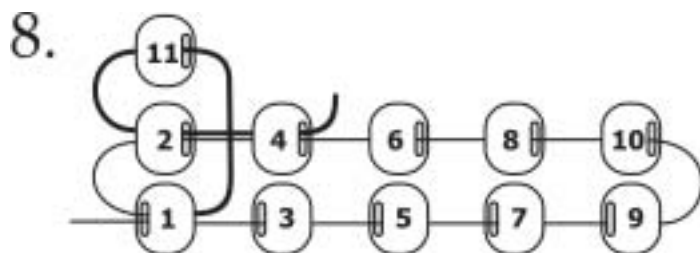
Pass the needle through beads 10, 8, 6, 4, 2, as shown in Picture 6.



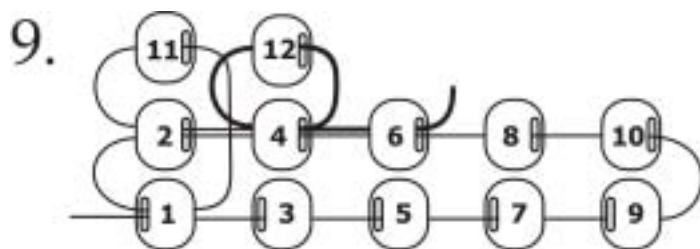
Pass the needle through the bead 1. You have made first two rows.



String one bead 11 and pass the needle through beads 2 and 4, as shown in Picture 8.



String one bead 12 and pass the needle through beads 4 and 6, as shown in Picture 9.



Continue beading...